




FREE PATTERN



12- 2 Kings (King's Crown)







Pattern for 6" finished block — All seams are 1/4".
Pressing directions are indicated.

Fabric needed for one block & Cutting instructions	
Dark	1/8 yard or scrap (1) 3-1/2" square (4) 2-3/8" squares, cut once diagonally 
Medium	1/8 yard or scrap (4) 2" squares
Light	1/8 yard or scrap (1) 4-1/4" square, cut twice diagonally 



Instructions

1. Stitch a Dark triangle to each side of a Light triangle to form the flying geese unit, as shown. One point of the Dark triangle will slightly overlap the Light triangle (approx. 3/8"). Press toward the Dark triangles. Trim dog ears. Make (4) units. 
2. Piece the center section by stitching a flying geese unit from Step 1 to each side of the large Dark square. Press toward the Dark square. 
3. Create the top and bottom rows by stitching Medium squares to each side of the remaining flying geese units. Press seams toward the Medium squares. Make (2) units. 
4. Complete the block by stitching rows together. Press seams open. 

I chose King's Crown to represent 2nd Kings because the second book of Kings continues the stories of Hebrew kings. The first part of the book describes the rule of Ahaziah of Israel and Jehoshaphat of Judah.

Stitchin' Tree Quilts

Toll free 877-239-3655

www.stitchintree.com


Please contact us if you find an error in this pattern or have difficulty following these instructions.

© 2012 Stitchin' Tree LLC Woodbine, Iowa. All Rights Reserved.
Limited reproduction rights may be granted in accordance with contract terms.



FREE PATTERN


12- 2 Kings (King's Crown)



This is Block 12 of a 73 block series representing the 39 books of the Old Testament, 7 books of the Apocrypha, and 27 books of the New Testament. I chose to name the blocks after books of the Bible as a testament to my faith. I call the finished quilt "Bible Studies." Whether Catholic or Protestant, I hope each block will have a special meaning to the quilt maker. For me, reviewing the books of the Bible recalled many of my favorite bible stories and passages. I include a bit of Bible history for each block. I have used, as a reference, the New Oxford Annotated

Bible with the Apocrypha, Revised Standard Version, 1977, an Ecumenical Study Bible.

The lap quilt shown at right is one of three possible settings for the Bible Studies blocks. In this setting, Genesis is constructed (4) times for the outer border cornerstones.



As the 2nd book of Kings continues, it describes first the fall of Israel, then later the fall of Judah. The writer of 2nd Kings blames the fall of Israel and Judah on the evil rule of King Manasseh who persecuted the followers of the Lord.

Stitchin' Tree Quilts

Toll free 877-239-3655

www.stitchintree.com

Please contact us if you find an error in this pattern or have difficulty following these instructions.

© 2012 Stitchin' Tree LLC Woodbine, Iowa. All Rights Reserved.
Limited reproduction rights may be granted in accordance with contract terms.

